



### District Report Card: 2017


<b>State:</b> Haryana	<b>District:</b> Fatehabad
<b>Class:</b> 5	<b>Subject:</b> Language
<b>Schools:</b> 61	<b>Students:</b> 1140


### Participation/Coverage


#### Students

<div>GENDER</div> <div></div>	Boys				Girls			
	Number		%		Number		%	
	579		50.79		561		49.21	

<div>AREA</div> <div></div>	Rural				Urban			
	Number		%		Number		%	
	1013		88.86		127		11.14	

<div>CATEGORY</div> <div></div>	SC		ST		OBC		GEN	
	Number	%	Number	%	Number	%	Number	%
	806	70.70	1	0.09	223	19.56	110	9.65

<div>CWSN</div> <div></div>	LD	VI	HI	S&LD	ID	Oth
	6	0	1	2	3	13

<div>Management</div> <div></div>	Government			Government-aided		
	Number		%	Number		%
	1140		100.00	0		0.00

### Average Performance of Students in Language (%)

Overall	Gender		Area		Management		Social Group			
	Male	Female	Rural	Urban	Govt.	Aided	SC	ST	OBC	GEN
55.50	54.69	56.34	55.00	59.48	55.50	0.00	54.26	0.00	56.53	63.03

### Performance on Learning Outcomes (LOs)

Learning Outcomes	Description	Average Performance(%)
L504	Reads and comprehends independently storybooks, news items/ headlines, advertisements etc.	52.53
L508	Reads text with comprehension, locates details and sequence of events	56.99

Range of Performance of Students who Answered Correctly							
Below 30%		30% - 50%		50% - 75%		Above 75%	
Number	%	Number	%	Number	%	Number	%
134	11.75	309	27.11	513	45.00	184	16.14

### Lowest Performing Learning Outcomes (LOs)

- 1 - Reads and comprehends independently storybooks, news items/ headlines, advertisements etc. (52.53)
- 2 - Reads text with comprehension, locates details and sequence of events (56.99)